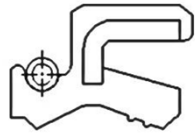


# WinTeK Sealing Industrial Co., Ltd.

ADDRESS: No.1-7, Shichuan Rd., Caotun Township, Nantou County 54254, Taiwan R.O.C  
 TEL: +886 49 231-9788 FAX: +886 49 231-1388 E-MAIL: Service@wtk-sealing.com.tw  
 WEBSITE: www.wtk-sealing.com.tw

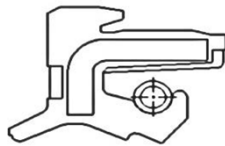


## T401



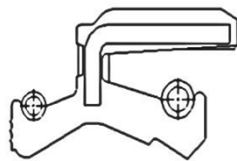
TYPE	SHAFT	BORE	HEIGHT	SIZE	MATERIAL	WTK#
T401	8	17	5/7.5	8*17*5/7.5	NBR	WT04996A
T401	45	57	7	45*57*7	VITON	WT04821B
T401	45	58	8	45*58*8	VITON	WT04947A

## T401Y




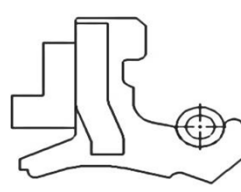
TYPE	SHAFT	BORE	HEIGHT	SIZE	MATERIAL	WTK#
T401Y	12	21.6/24	7/8.5	12*21.6/24*7/8.5	NBR	WT02716A
T401Y	12	21.6/24	7/8.5	12*21.6/24*7/8.5	NBR	WT02785B

## D402



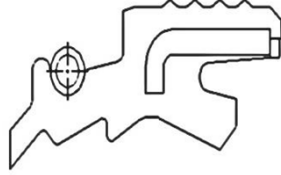
TYPE	SHAFT	BORE	HEIGHT	SIZE	MATERIAL	WTK#
D402	18	32	10/14	18*32*10/14	NBR	WT02382A

## AT401



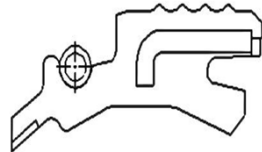
TYPE	SHAFT	BORE	HEIGHT	SIZE	MATERIAL	WTK#
AT401	11.9	35.5	3.5/9.5	11.9*35.5*3.5/9.5	NBR	WT02058-1A
AT401	12	24	2.1/7	12*24*2.1/7	NBR	WT03580-1A
AT401	12	24	2.2/7	12*24*2.2/7	NBR	WT02786-4A
AT401	12	32	3/9.5	12*32*3/9.5	NBR	WT03874-1A
AT401	14	32	3/9.5	14*32*3/9.5	NBR	WT05500-1A
AT401	16	33	3.7/9	16*33*3.7/9	NBR	WT04010-1A
AT401	16	44	5.5/12	16*44*5.5/12	NBR	WT00327-1A
AT401	20	45	5.5/9.7	20*45*5.5/9.7	NBR	WT02625-1B
AT401	20	45.15	7.5/10.5	20*45.15*7.5/10.5	NBR	WT00266-1B
AT401	22	35	3/11.42	22*35*3/11.42	NBR	WT00325-1A
AT401	38	47.8	3/9.5	38*47.8*3/9.5	NBR	WT00323-1A
AT401J	0.469	1.563	0.141/0.468	0.469*1.563*0.141/0.468	NBR	WT04795-1B
AT401 KIT	12	24	2.2/7	12*24*2.2/7	NBR	WT02786-1A

### AT405Y



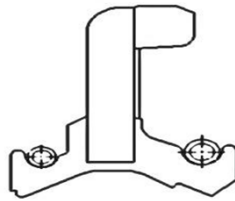
TYPE	SHAFT	BORE	HEIGHT	SIZE	MATERIAL	WTK#
AT405Y	24.5	33	5.8/10.8	24.5*33*5.8/10.8	NBR	WT04707-1B
AT405Y	24.5	33	5.8/10.8	24.5*33*5.8/10.8	NBR	WT04707-1B
AT405Y	25	33.4	7	25*33.4*7	NBR	WT04970-1A
AT405Y	25	33.4	7/12	25*33.4*7/12	NBR	WT04978-1A

### AT405Y-PL



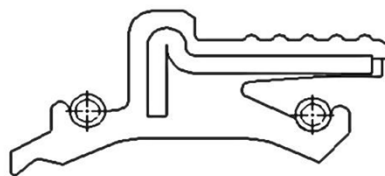
TYPE	SHAFT	BORE	HEIGHT	SIZE	MATERIAL	WTK#
AT405Y-PL	25	33.4	7	25*33.4*7	NBR / PTFE	WT04971-1A

### AD401



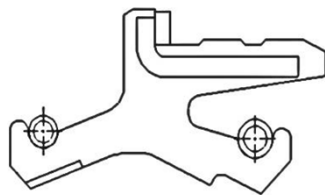
TYPE	SHAFT	BORE	HEIGHT	SIZE	MATERIAL	WTK#
AD401	20	41	4.5/9.5	20*41*4.5/9.5	NBR	WT00324A
AD401	20	41.5	5.3/13.5	20*41.5*5.3/13.5	NBR	WT00326A
AD401	22	47.75	4.9/9.8	22*47.75*4.9/9.8	NBR	WT00328A

### D405J



TYPE	SHAFT	BORE	HEIGHT	SIZE	MATERIAL	WTK#
D405J	32	42/44.5	8.2/16	32*42/44.5*8.2/16	NBR	WT04523-1C
D405J	35	45/47.5	8/14.5	35*45/47.5*8/14.5	NBR	WT04659-1A

### D405J-PL



TYPE	SHAFT	BORE	HEIGHT	SIZE	MATERIAL	WTK#
D405J-PL	32	44.7	8.75/13.7	32*44.7*8.75/13.7	NBR / PTFE	WT04450-1A